

Ngirrma Bama is a salvaged
Indigenous language of the
Buluwai Rainforest Aboriginal People
of the Kuranda Region

Learning Importance

Buluwai Traditional Owners respectfully acknowledge the time and dedication undertaken throughout the years, in the recording of the Buluwai Tribal language. Buluwai is one of many tribal languages that constitute Far North Queensland's Wet Tropics Rainforest Aboriginal People's cultural heritage.

Traditionally, Aboriginal children were multi-lingual with many similar words shared with neighbouring tribes. However, tribal landscapes are uniquely different and because of this, Buluwai is proud to present our first version of Bibi Talk, Booklet One in the Cultural Activity Booklets Series (1-5).

Learning Resource

Bama languages were never written on paper or stored in computers. Every generation was taught by their parents, brothers and sisters, aunts and uncles, grandmothers and grandfathers.

Learning Should Be Fun

All cultural activity booklets have been designed with children in mind. Support videos available for all booklets.

> **Watch to learn**



Bibi Talk

Cultural Activity Booklet

Ngirrma Bama

SCHOOL

CLASS

NAME

 **Booklet One**

Bibi Talk

Booklet One

Speaking a language is one way of communicating with another person, so from early childhood, easy words are taught in the usual organised way.

Bibi Talk Booklet One is designed to introduce our little ones to Buluwai language and their first 20+ words.

Our activity pages prompt learners to associate words with symbols, colour, creative art, games and songs.

Learning an old but new language should be fun!

Cover art: Tanique Brim, Katjiraka Dreaming 2020


Cultural iconography: Tanique Brim 2020



The booklet series is available for free download from www.buluwai.org


This initiative is proudly supported by the Queensland Government through the Indigenous Languages Grants program






biri
fire

COLOUR IN
What are
the colours
of fire?



bana
water

COLOUR IN
Colour in the
water flowing
through the
rocks




bulmba
ground

COLOUR IN
Colour in some things
you might find
on the ground

4

Bibi Talk
Ngirra Bama

Booklet One
Cultural Activity Booklet Series



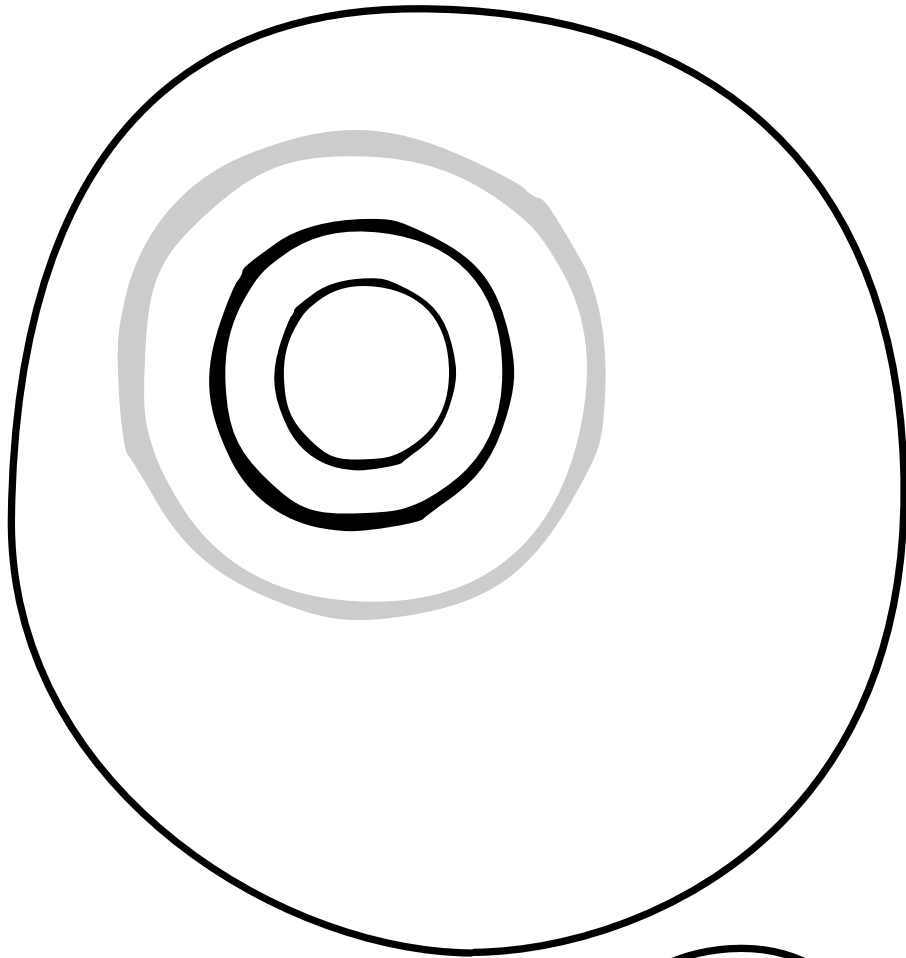
COLOUR IN
Colour in the
sun setting
over the
ocean

bungan
SUN

5

Booklet One
Cultural Activity Booklet Series

Bibi Talk
Ngirra Bama



gindan
moon

djilngarnda
sky


Bibi Talk
Ngirrma Bama

6

Booklet One
Cultural Activity Booklet Series



COLOUR IN
Colour in the
night sky



DRAW
Draw some
twinkling stars in
the night sky


Booklet One
Cultural Activity Booklet Series

7


gawwai
star

djilngarnda
sky

Bibi Talk
Ngirrma Bama



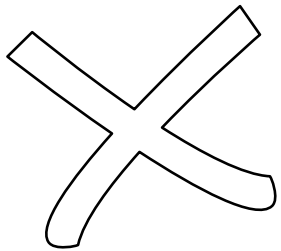
yi
yes





GAME
Thumbs up
Say yi
Thumbs down
Say gaiyu

COLOUR IN
Colour in the
yes and no
shapes


GAME
Nod yes
Say yi
Shake head no
Say gaiyu



gaiyu
no



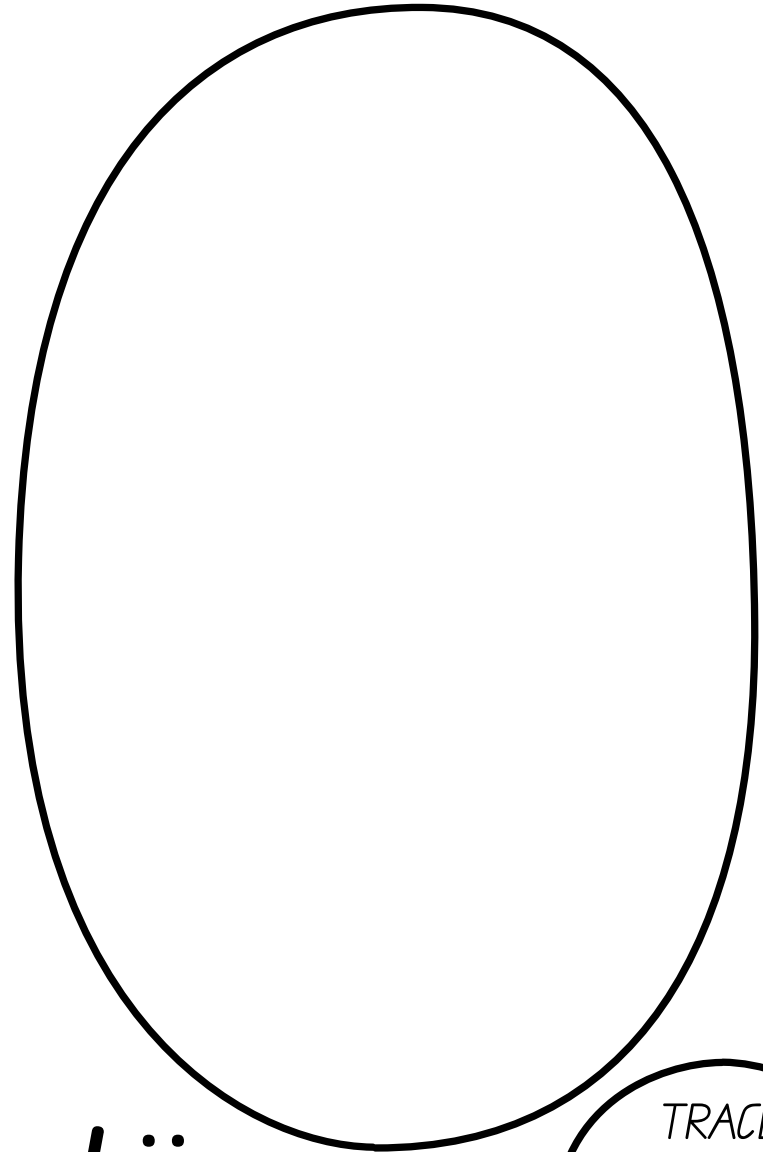
GAME
For revision, example:
Who remembers
how to say star?
Class chorus i or gaiyu
Then prompt gawai
Repeat with other
first words



mara
hand

TRACE
or PRINT
Put your hand
mark in the
circle


10




tjina
foot

TRACE
or PRINT
Put your foot
mark in the
circle


11



nyipi
hair




tjili
eye




gu
nose

DRAW
Your body parts in
the circles


12



bina
ear





binyi
mouth



balgu
belly

13

barda
brother



tidda
sister

WAVE & SAY

Garru barda!
Garru tidda!

DRAW

Draw a picture
of your brothers
and sisters

garru
goodbye



ACTIONS TO WORDS

biri (fire), eg. Rubbing sticks
together

bana (water), eg. Trickling of a
waterfall or the running of a stream

bulmba (ground), eg. Palms
down, outstretched arms

bungan (sun), eg. Hands join
over head and arms make a circle

gindan (moon), eg. Crescent
moon shape with arms

gawai (star), eg. Twinkling
stars with fingers

MY BODY

I see with my *djili*, *yi* (yes!)
I hear with my *bina*, *yi* (yes!)
I talk with my *binyi*, *yi* (yes!)
I walk with my *tjina*, *yi* (yes!)

My *balgu* is hungry now,
yi or *gaiyu* (yes or no!)

MERUKUN SAYS...

Put your *mara* on your *nyipi* (hair)
Put your *mara* on your *gu* (nose)
Put your *mara* on your *bina* (ears)
Put your *mara* on your *balgu* (belly)
Put your *mara* on your *binyi* (mouth)
Put your *mara* on your *tjili* (eyes)

BIBI TALK - Cultural Activity Booklet Series - Booklet One
 Audio / Video for Pronunciation

Learn Ngirrma Bama
 in the Buluwanydji style
 with Willie Brim.

*Please note: some word spellings have
 been modified to make learning easier.*

WATCH VIDEO



YouTube
[youtu.be/
 73YLVB_jiiM](https://youtu.be/73YLVB_jiiM)

DOWNLOAD

PDF print file to print this booklet



[buluwai.org/
 cultural-activity-booklet-series](http://buluwai.org/cultural-activity-booklet-series)

AUDIO



[soundcloud.com/bic-office/
 cassowary-bibi-talk-cultural/sets](https://soundcloud.com/bic-office/cassowary-bibi-talk-cultural/sets)

AUDIO



[gambay.com.au/
 languages/Bulway](http://gambay.com.au/languages/Bulway)

Page	Ngirrma	English
1	bundarra	cassowary
1	wiyam	baby cassowary
2	biri	fire
3	bana	water
4	bulmba	ground
5	bungan	sun
6	gindan	moon
7	gawai	star
7	djilngarnda	sky
8	yi	yes
8	gaiyu	no
10	mara	hand
11	tjina	foot
12	nyipi	hair
12	tjili	eye
12	gu	nose
13	bina	ear
13	binyi	mouth
13	balgu	belly
14	barda	brother
14	tidda	sister
14	garrru	goodbye