

Ngirrma Bama is a salvaged
Indigenous language of the
Buluwai Rainforest Aboriginal People
of the Kuranda Region

Learning Importance

Buluwai Traditional Owners respectfully acknowledge the time and dedication undertaken throughout the years, in the recording of the Buluwai Tribal language. Buluwai is one of many tribal languages that constitute Far North Queensland's Wet Tropics Rainforest Aboriginal People's cultural heritage.

Traditionally, Aboriginal children were multi-lingual with many similar words shared with neighbouring tribes. However, tribal landscapes are uniquely different and because of this, Buluwai is proud to present our first version of Bibi Talk, Booklet One in the Cultural Activity Booklets Series (1-5).

Learning Resource

Bama languages were never written on paper or stored in computers. Every generation was taught by their parents, brothers and sisters, aunties and uncles, grandmothers and grandfathers.

Learning Should Be Fun

All cultural activity booklets have been designed with children in mind. Support videos available for all booklets.

> **Watch to learn**



Bibi Talk

Cultural Activity Booklet

Ngirrma Bama

SCHOOL

CLASS

NAME

Booklet One

BIBI TALK - Cultural Activity Booklet Series - Booklet One
Audio / Video for Pronunciation

Learn Ngirrma Bama
in the Buluwanydji style
with Willie Brim.

Please note: some word spellings have
been modified to make learning easier.

WATCH VIDEO



YouTube
youtu.be/
73YLVB_jiiM

DOWNLOAD

PDF print file to print this booklet



buluwai.org/
cultural-activity-booklet-series

AUDIO



soundcloud.com/bic-office/
cassowary-bibi-talk-cultural/sets

AUDIO



gambay.com.au/
languages/Bulway

Page	Ngirrma	English
1	bundarra	cassowary
1	wiyam	baby cassowary
2	biri	fire
3	bana	water
4	bulmba	ground
5	bungan	sun
6	gindan	moon
7	gawai	star
7	djilngarnda	sky
8	yi	yes
8	gaiyu	no
10	mara	hand
11	tjina	foot
12	nyipi	hair
12	tjili	eye
12	gu	nose
13	bina	ear
13	binyi	mouth
13	balgu	belly
14	barda	brother
14	tidda	sister
14	garru	goodbye

Bibi Talk

Booklet One

Speaking a language is one way of communicating with another person, so from early childhood, easy words are taught in the usual organised way.


Bibi Talk Booklet One is designed to introduce our little ones to Buluwai language and their first 20+ words.

Our activity pages prompt learners to associate words with symbols, colour, creative art, games and songs.

Learning an old but new language should be fun!

Cover art: Tanique Brim, Katjiraka Dreaming 2020


Cultural iconography: Tanique Brim 2020



The booklet series is available for free download from www.buluwai.org

This initiative is proudly supported by the Queensland Government through the Indigenous Languages Grants program





biri
fire

COLOUR IN
What are
the colours
of fire?

ACTIONS TO WORDS

*biri (fire), eg. Rubbing sticks
together*

*bana (water), eg. Trickling of a
waterfall or the running of a stream*

*bulmba (ground), eg. Palms
down, outstretched arms*

*bungan (sun), eg. Hands join
over head and arms make a circle*

*gindan (moon), eg. Crescent
moon shape with arms*

*gawai (star), eg. Twinkling
stars with fingers*

MY BODY



I see with my djili, yi (yes!)
I hear with my bina, yi (yes!)
I talk with my binyi, yi (yes!)
I walk with my tjina, yi (yes!)

*My balgu is hungry now,
yi or gaiyu (yes or no!)*

MERUKUN SAYS...

Put your mara on your nyipi (hair)
Put your mara on your gu (nose)
Put your mara on your bina (ears)
Put your mara on your balgu (belly)
Put your mara on your binyi (mouth)
Put your mara on your tjili (eyes)

barda
brother




tidda
sister

WAVE & SAY
Garru barda!
Garru tidda!


DRAW
Draw a picture
of your brothers
and sisters

garru
goodbye



COLOUR IN
Colour in the
water flowing
through the
rocks

bana
water





bulmba
ground

COLOUR IN
Colour in some things
you might find
on the ground


4

bina
ear




binyi
mouth


balgu
belly




13



nyipi
hair




tjili
eye



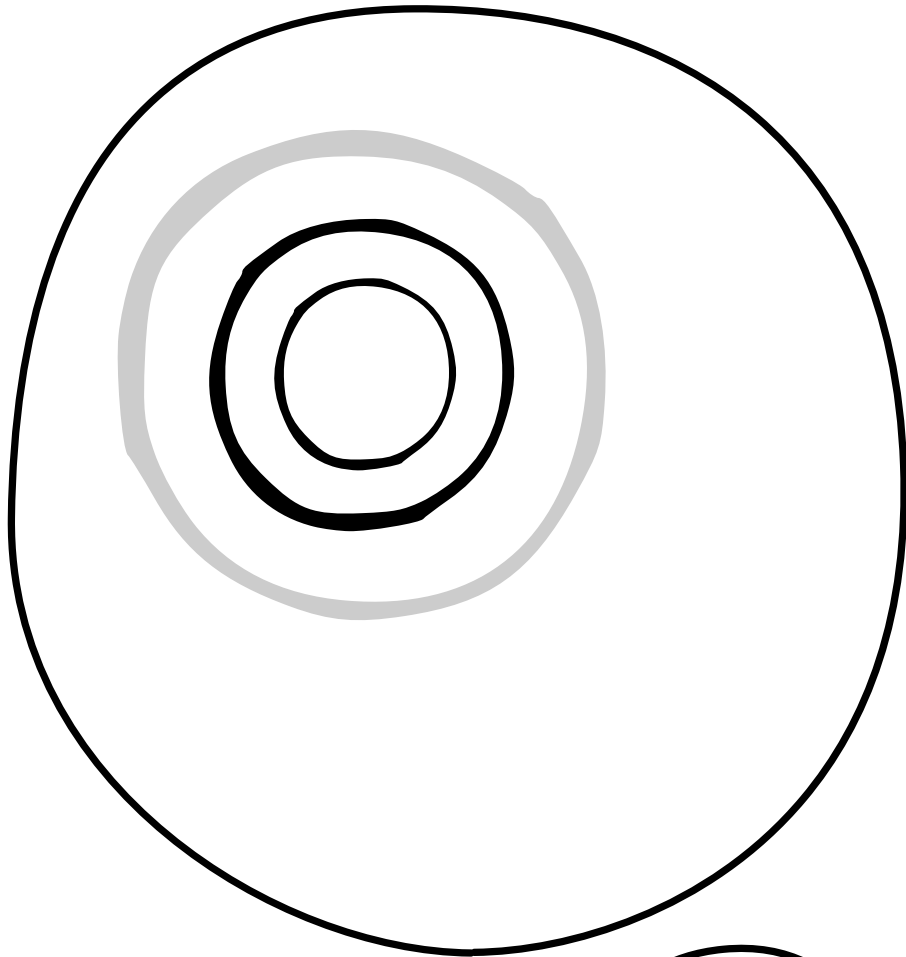
gu
nose

DRAW
Your body parts in
the circles



COLOUR IN
Colour in the
sun setting
over the
ocean

bungan
sun



gindan
moon

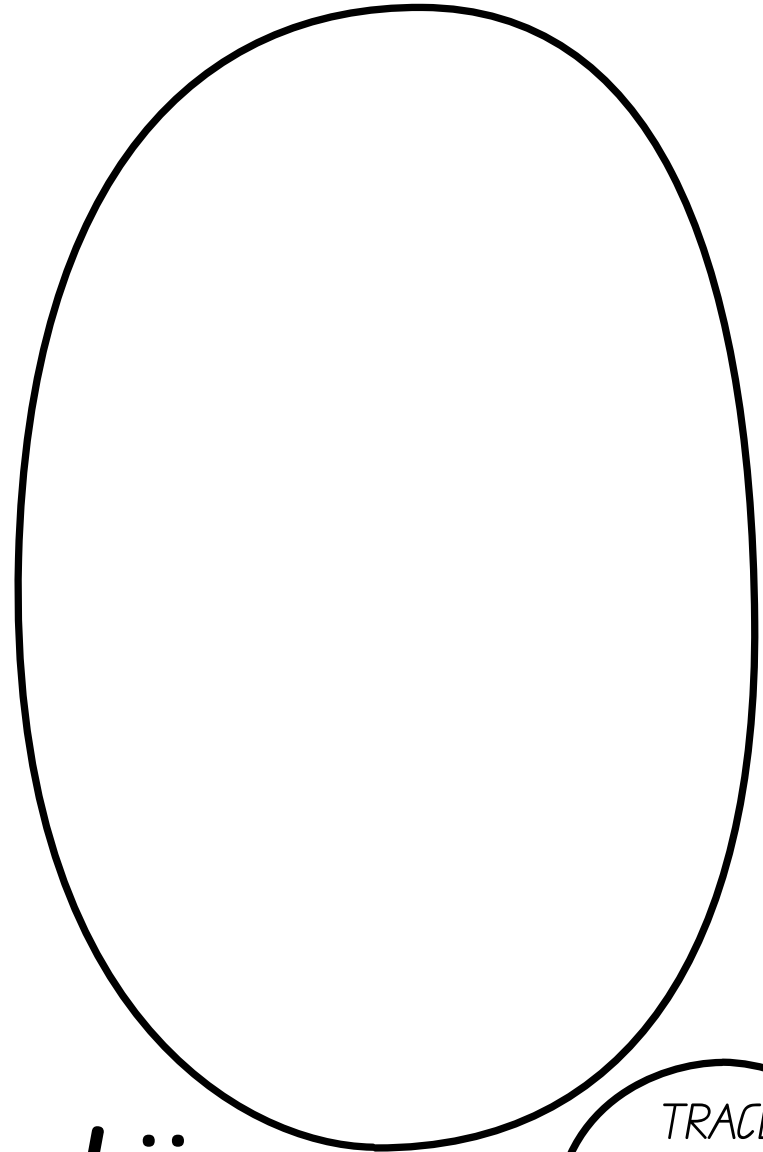
djilngarnda
sky

COLOUR IN
*Colour in the
night sky*

6

Bibi Talk
Ngirrma Bama

Booklet One
Cultural Activity Booklet Series




tjina
foot

TRACE
or PRINT
*Put your foot
mark in the
circle*

11

Booklet One
Cultural Activity Booklet Series


Bibi Talk
Ngirrma Bama



*mara
hand*

TRACE
or PRINT
Put your hand
mark in the
circle

10




DRAW
Draw some
twinkling stars in
the night sky


*gawwai
star*

7

*djilngarnda
sky*



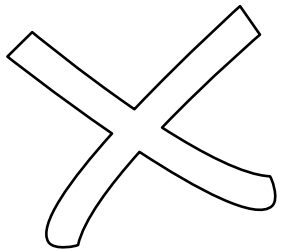
yi
yes





GAME
Thumbs up
Say yi
Thumbs down
Say gaiyu

COLOUR IN
Colour in the
yes and no
shapes

GAME
Nod yes
Say yi
Shake head no
Say gaiyu



gaiyu
no



GAME
For revision, example:
Who remembers
how to say star?
Class chorus i or gaiyu
Then prompt gawai
Repeat with other
first words